



# eATA Training

## May 2026

Lioubove Ankoudinova

Christophe Coulie

Cindy Peeters

**Belgian**  **Chambers**

Federation of Belgian Chambers of Commerce

**ICC**  
World Chambers  
Federation 





# The eATA carnet System

ATA carnet real time lifecycle management system



# Architecture and components

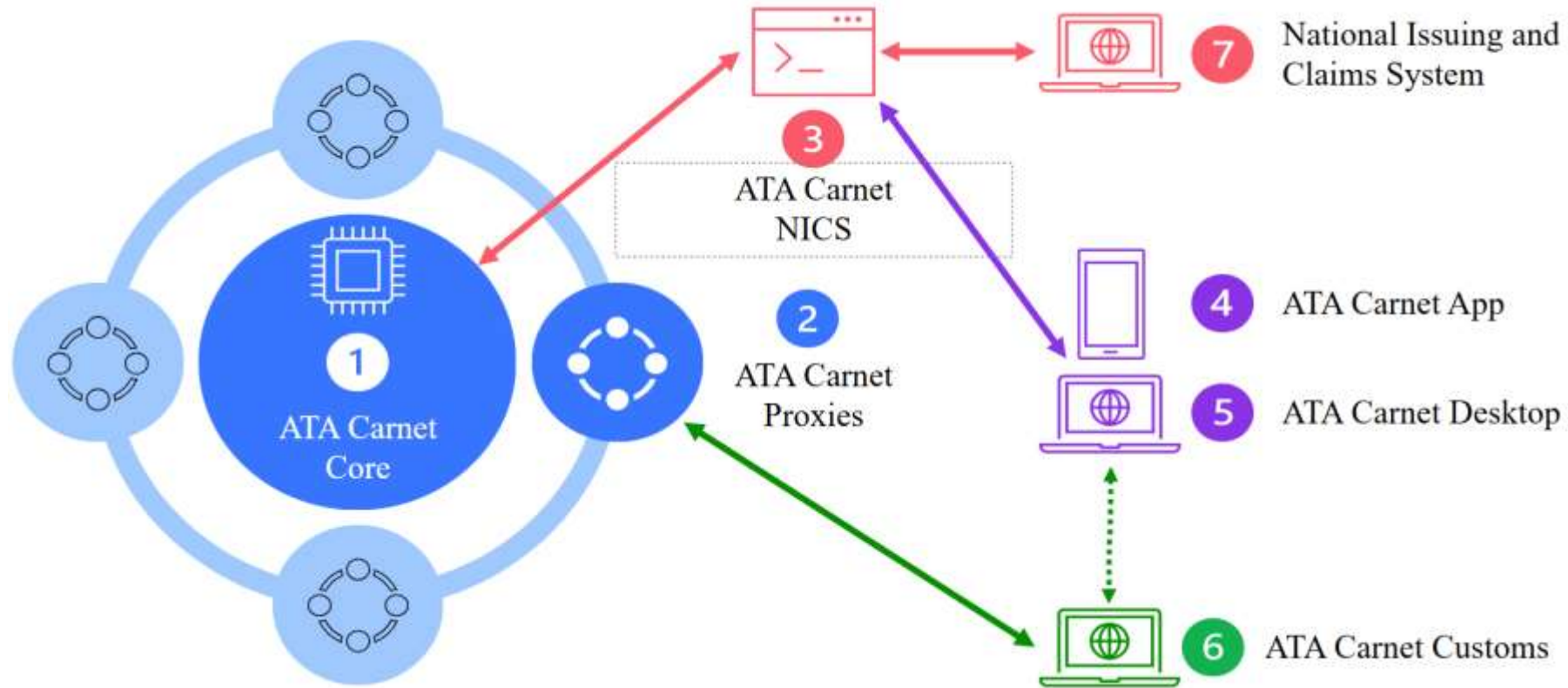
## Belgian Chambers managed component:

- National Issuing and Claims System ([www.e-ata.eu](http://www.e-ata.eu))

## ICC-managed components:

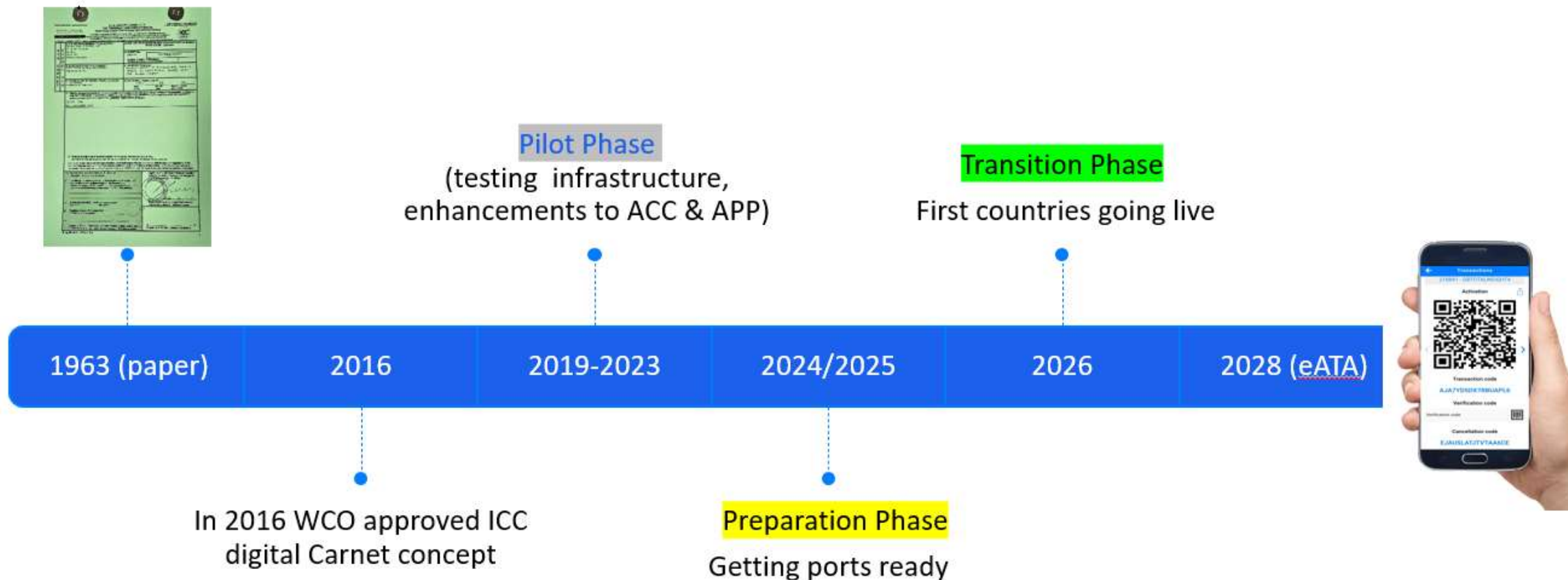
- ATA Carnet Core (ACO)
- ATA Carnet Proxies (ACP)
- ATA Carnet NICS (ACN)
- ATA Carnet App
- ATA Carnet Desktop
- ATA Carnet Customs

# Architecture and components



# Timeline


## Global Transition Plan: Key phases

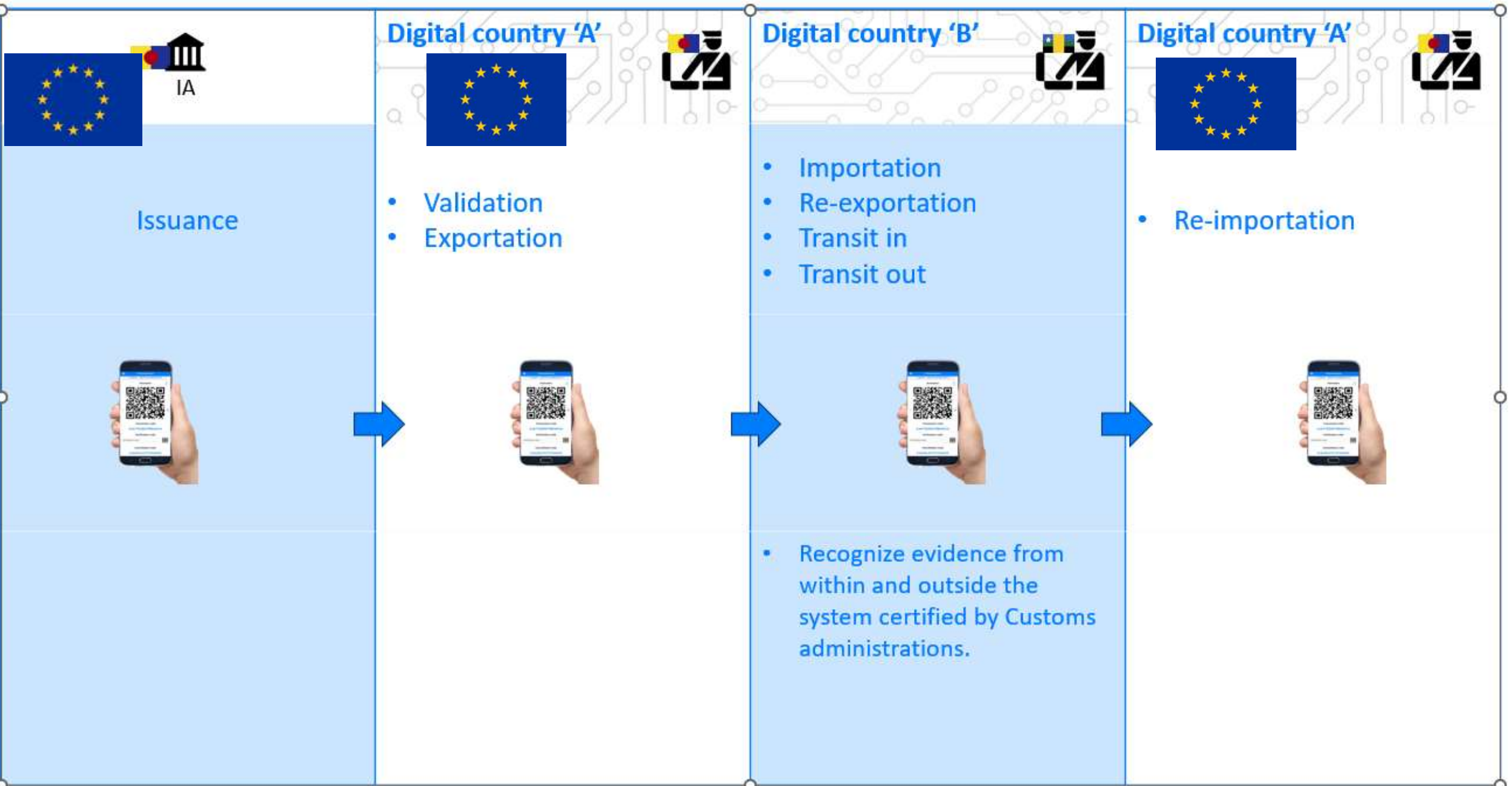


# Timeline

Starting from 01/06/2026 :

- ATA carnets ISSUED from 01/06/2026
- Will be transacted digitally in :







Issuance



Digital country 'A'



- Validation (ATA + eATA)
- Exportation (eATA)



- Validation done both on digital and on paper

Paper country 'B'



- Importation
- Re-exportation
- Transit in
- Transit out



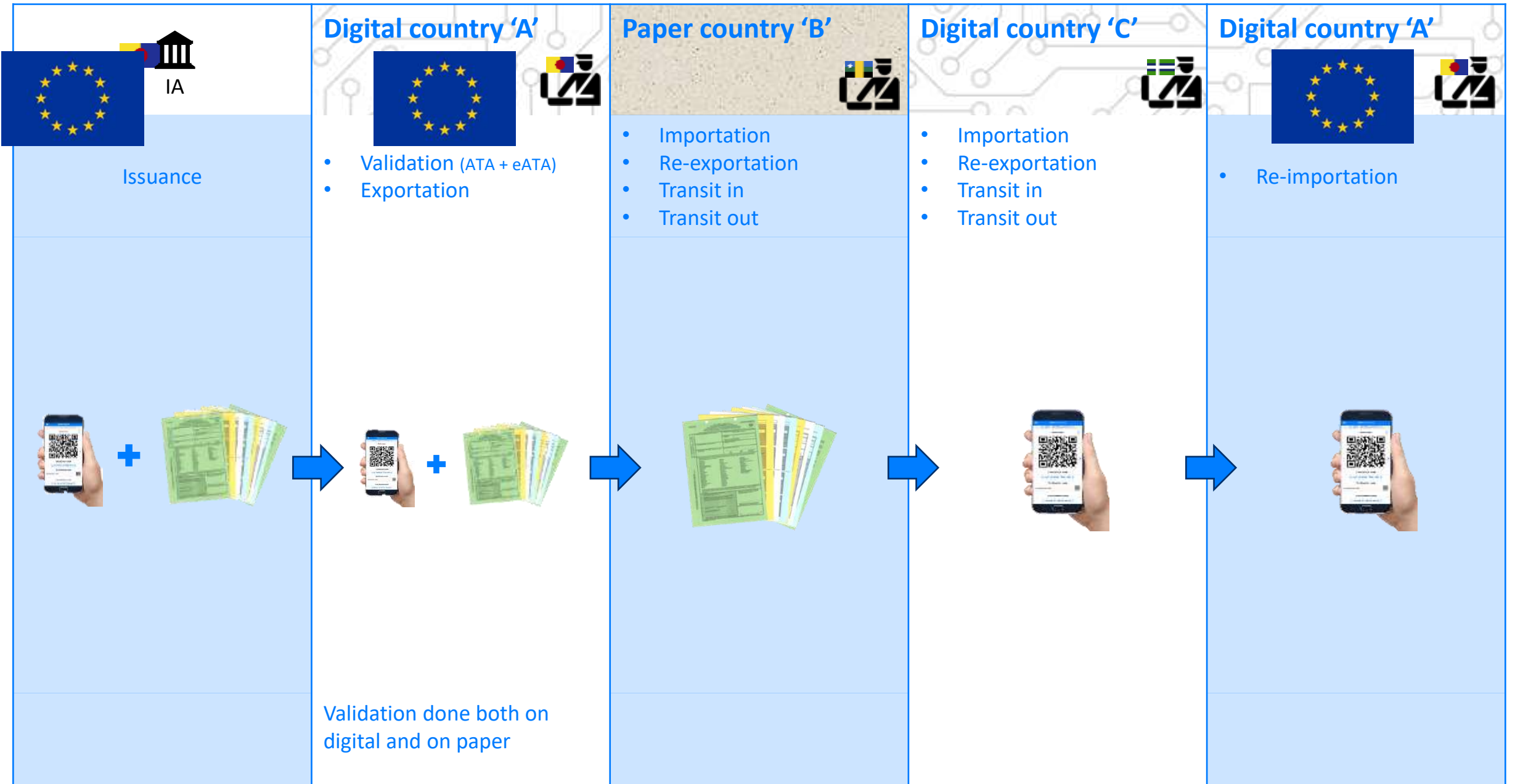
- Note stamped green cover indicating activation in departure country.
- No record of exportation in paper carnet due to digital transaction.

Digital country 'A'



- Re-importation





# eATA Test

How to test :

<https://support.atacarnet.iccwbo.org/support/solutions/articles/202000112125-how-to-practice-with-eata-carnets>

# eATA Videos

“Full course”

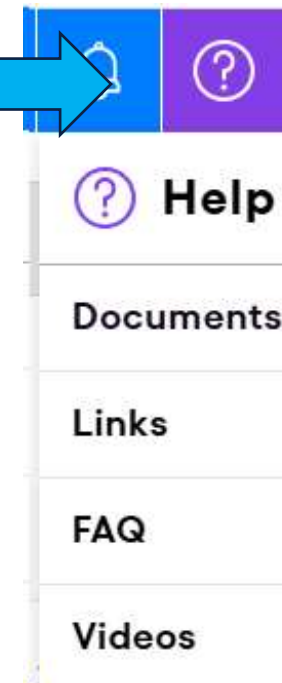
[https://www.youtube.com/playlist?list=PLJ7FR9D8MXVxO\\_cpvstnIrb002Nek\\_IWX](https://www.youtube.com/playlist?list=PLJ7FR9D8MXVxO_cpvstnIrb002Nek_IWX)

Individual courses:

<https://support.atacarnet.iccwbo.org/support/solutions/articles/202000107205-video-training>

# eATA Support

1. Check support in App/Desktop
2. Check with issuing Chamber
3. Support Portal  
<https://support.atacarnet.iccwbo.org>
4. Email  
[atacarnet-support@iccwbo.org](mailto:atacarnet-support@iccwbo.org)
5. Telephone  
+41 58 440 1510



The telephone channel is intended primarily for **urgent or operationally critical issues**, particularly those with legal or system-wide impact.

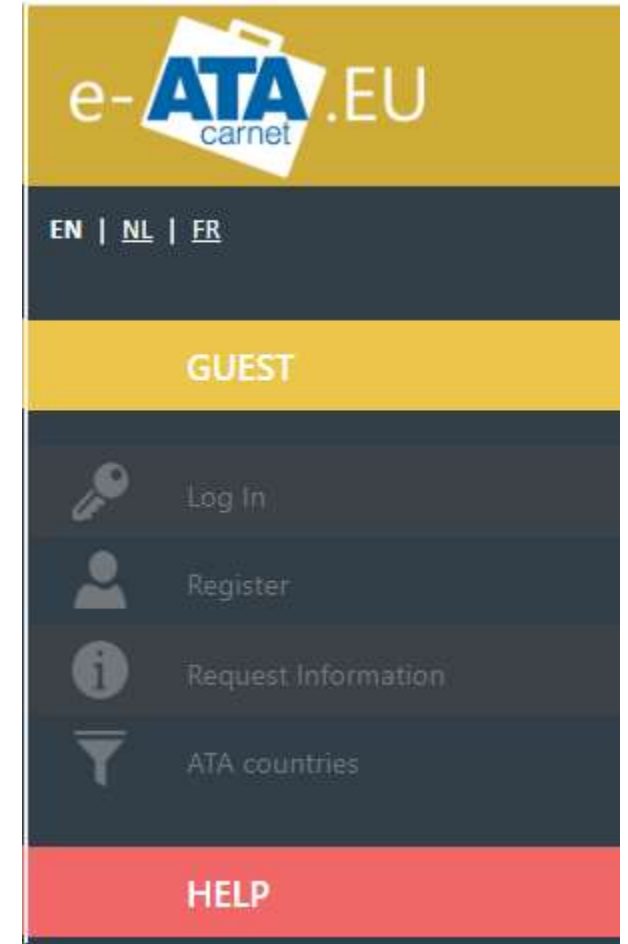


**eATA – [www.e-ata.eu](http://www.e-ata.eu)**



# e-ATA.eu

- From 01/06/2025:
  - Not longer possible to select “all ATA countries”
  - Digital countries will be marked with “digital”
  - Instructions :
    - Appear after selecting a digital country
    - Are notified by mail to customer
  - Advice “not to print” for digital destinations





**eATA App - holder**



# Start: ID and PIN

Process:

- Customer applies for ATA Carnet
- Chamber accepts ATA application
- e-ATA.eu transmits data to ATA Carnet core (ACO)
- ACO transmits Mercury ID and PIN code to e-ATA.eu



=>eATA.eu shows ID and PIN in messages !

Automated message  
eATA




Mercury ID: 190032, PIN: 7MXEWU.

31-8-2022 19:00:12

Gezien door Géraldine

# Holder: App and/or Desktop

App	Desktop
Prepare travels	Prepare travels
Share QR codes	Share QR codes
Predeclaration	Predeclaration
Follow up on Carnets : ☹️	Follow up on Carnets : 😊
Show QR to customs	Print QR code (via shared voucher)
	User management
	<a href="https://app.atacarnet.iccwbo.org">https://app.atacarnet.iccwbo.org</a>

# eATA Carnet App

## APP STORE & GOOGLE PLAY STORE

Holders can download their electronic ATA Carnet to their smartphone by downloading the 'ATA Carnet' app on the App Store or the Google Play Store.

- IOS: <https://apple.co/3e1re68>
- Android: <https://bit.ly/3e2d1pl>



# eATA Carnet App

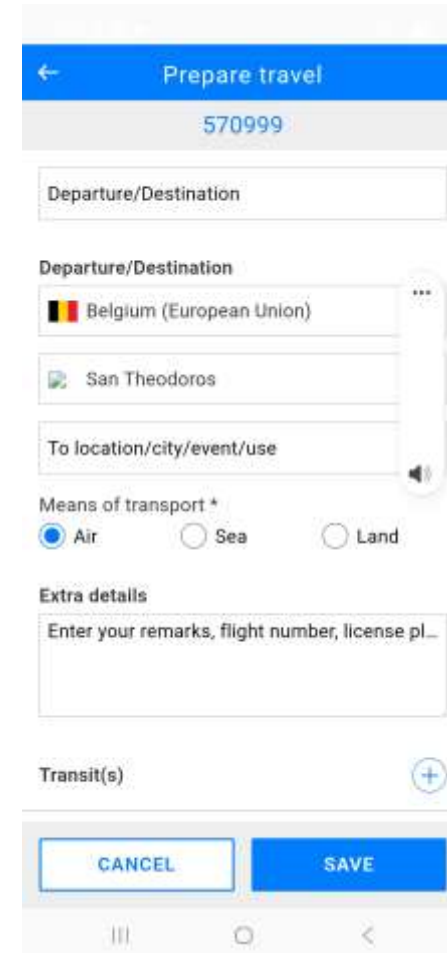
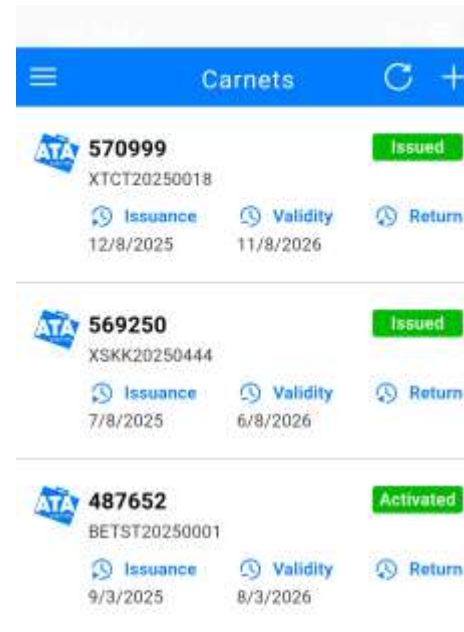
- APK direct download: <https://bit.ly/ATACarnetAPK>





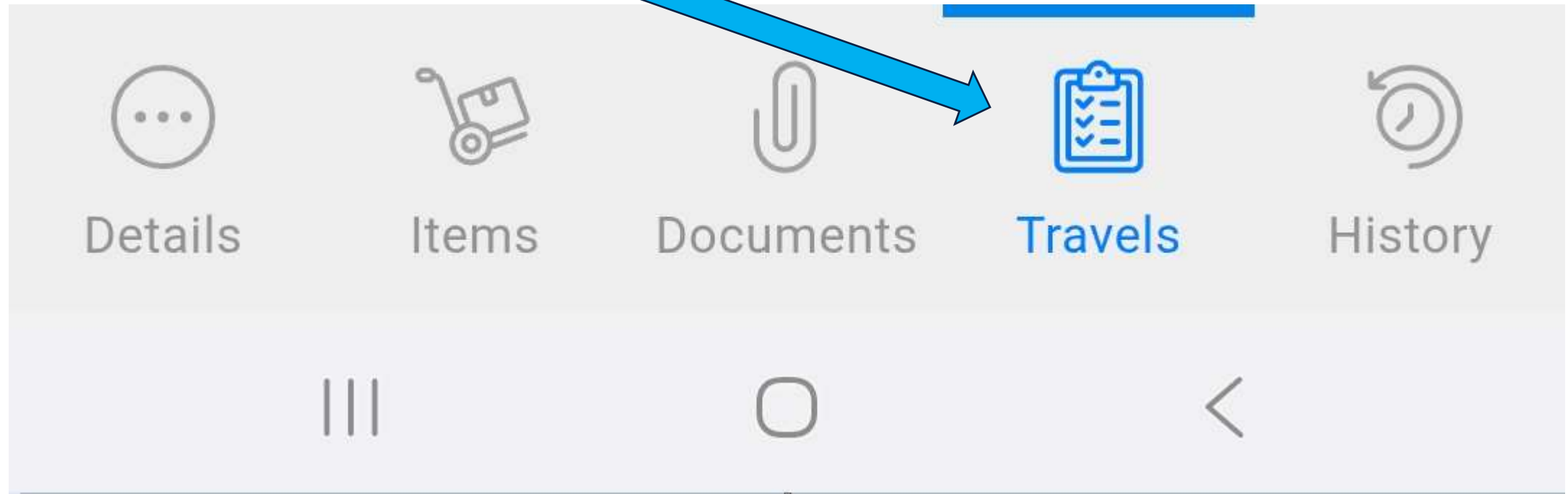
# eATA Carnet App

Login - download carnet – select carnet – prepare travel



# eATA Carnet App

- Prepare travel



# eATA Carnet App

Login - download carnet – select carnet – prepare travel

Prepare travel : select goods

3 options



**DIFFERENT WAYS OF SELECTING ITEMS:**

1. TYPE THE NUMBER RANGE

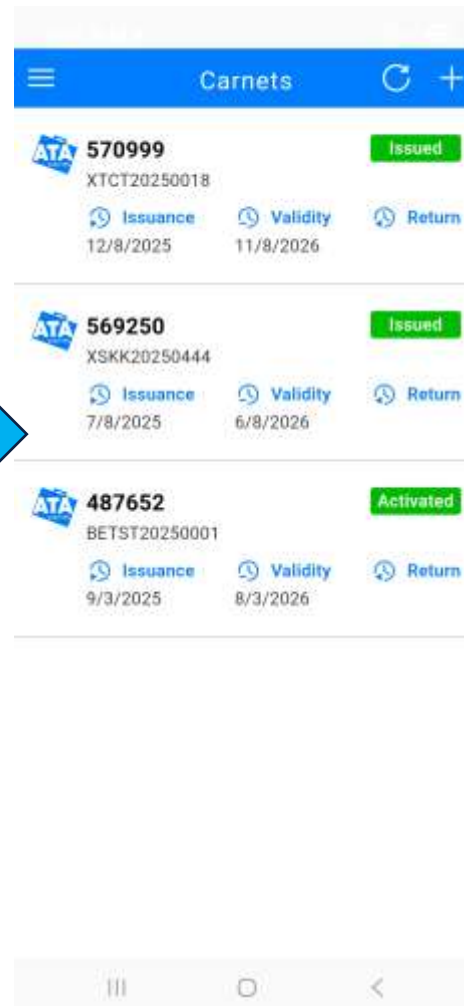
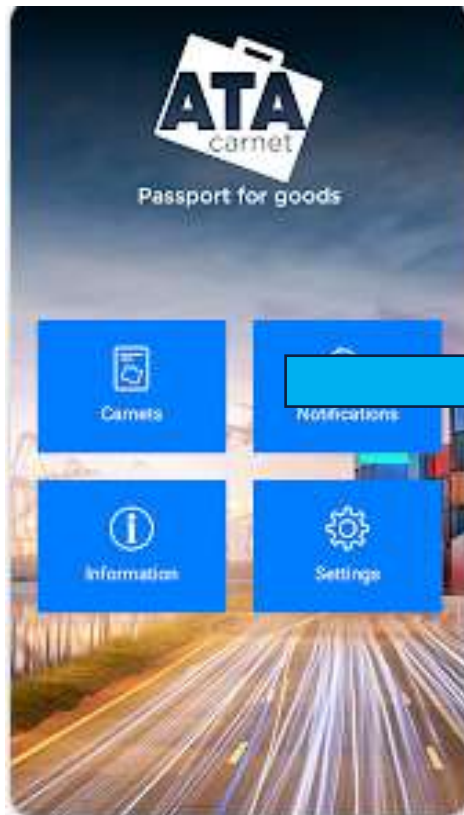
2. SELECT ALL ITEMS

3. SELECT INDIVIDUAL ITEMS

Item ID	Country	Value	Weight	Quantity
1	GB	0.62	0.50 kg	0
2	GB	0.62	0.50 kg	0

# eATA carnet App

Login - select carnet – submit transaction to Customs



## Steps in App:



Download  
ATA app

Register

Login

Upload  
Carnet :  
ID + PIN

Prepare  
travel

Show QR  
code to  
Customs



# eATA carnet App

## Videos

Register and login

[https://www.youtube.com/watch?v=hKSk\\_KSIS8w](https://www.youtube.com/watch?v=hKSk_KSIS8w)

Download Carnet:

<https://www.youtube.com/watch?v=DmYMNXc9u1E>

Prepare travel:

[https://www.youtube.com/watch?v=RAg\\_98F1dSU](https://www.youtube.com/watch?v=RAg_98F1dSU)

Share voucher:

<https://www.youtube.com/watch?v=qIHDvqQOysk>





# eATA Desktop - holder



# eATA Desktop

- Register and login: <https://app.atacarnet.iccwbo.org>
- Download Carnet



ICC | ATA CARNET

Search

Search

Download Delete Export list Refresh

## Carnets

Status	Carnet ID	Carnet number	Type	Order type	Country	Issue	Valid until	Return	Total value	Holder	
Activated	570999	XTCT20250018	ATA	Original	XT	12/08/2025	11/08/2026		1,620.00 USD	ABC Group Ltd	<a href="#">Details</a>
Issued	569250	XSKK20250444	ATA	Original	XS	07/08/2025	06/08/2026		3,000.00 EUR	Belgian Company BV	<a href="#">Details</a>
Activated	487652	BETST20250001	ATA	Original	BE	09/03/2025	08/03/2026		1,000.00 EUR	Blackdot	<a href="#">Details</a>

1 20 items per page

1-30

# eATA Desktop



- Prepare travels

Prepare travel



**Prepare travel** ✓ ✕

Trip reference (Optional)

From country  Luxembourg (European Union) To country  Albania

To location/city/event/use (Optional)  Mean of transport  Land  Air  Sea

Extra details (Optional)

Transit(s) (Optional) +

Declared Items +

Items not being re-exported/re-imported +

In support of this declaration, present the following documents (Optional)  Packaging Details (Optional)

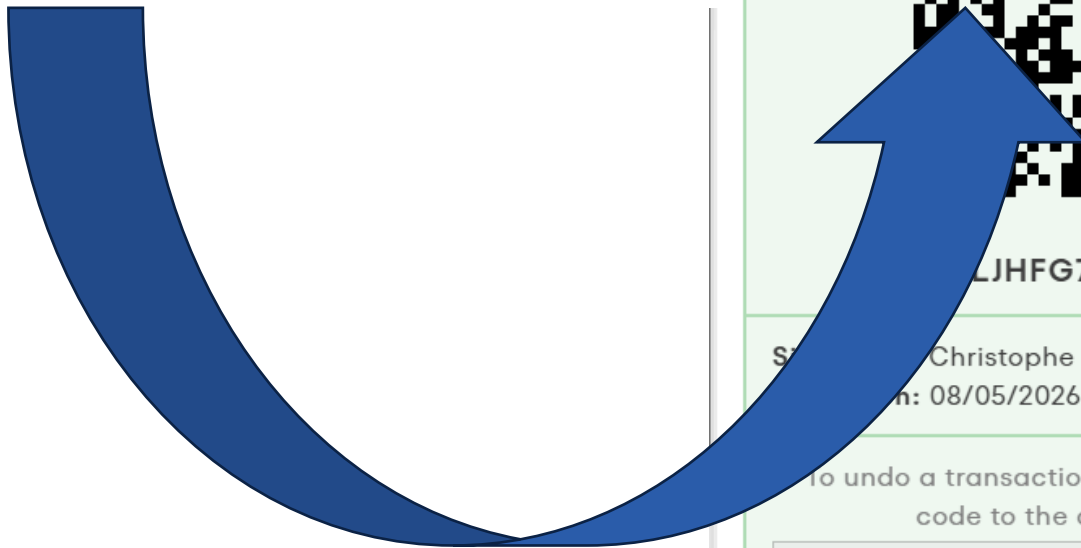
# eATA Desktop

- Manage travels
  - Share QR code
  - Add predeclaration



Delete

Edit



The screenshot shows the 'Transactions' interface with tabs for 'Validation', 'Exportation', and 'Importation'. The 'Validation' tab is active, displaying a green card with the following information:

- Validation
- Carnet ID: 569250
- Carnet number: XSKK20250444
- Prepared for XS
- Cour flag

A large QR code is displayed in the center of the card. Below the QR code, the alphanumeric string 'LJHFG7WBE2TMYN' is visible. At the bottom of the card, the name 'Christophe Coulie' and a timestamp '08/05/2026 13:20:15 (UTC +00:00)' are shown. A note at the bottom of the card reads: 'To undo a transaction, give the cancellation code to the customs officer'. At the bottom of the application window, there are two buttons: 'Share' and 'Add predeclaration'.

## Steps in Desktop:

Register

Login

Upload  
Carnet :  
ID + PIN

Prepare  
travel

Share  
ID+PIN  
or  
voucher  
with user

User  
shows  
QR code  
to  
Customs



# eATA Desktop

Downlaod Carnet:

<https://www.youtube.com/watch?v=Dz8L9EKCYCM>

Prepare travel:

<https://www.youtube.com/watch?v=CnBBceGb5wU>



**Transfer Carnet to user**



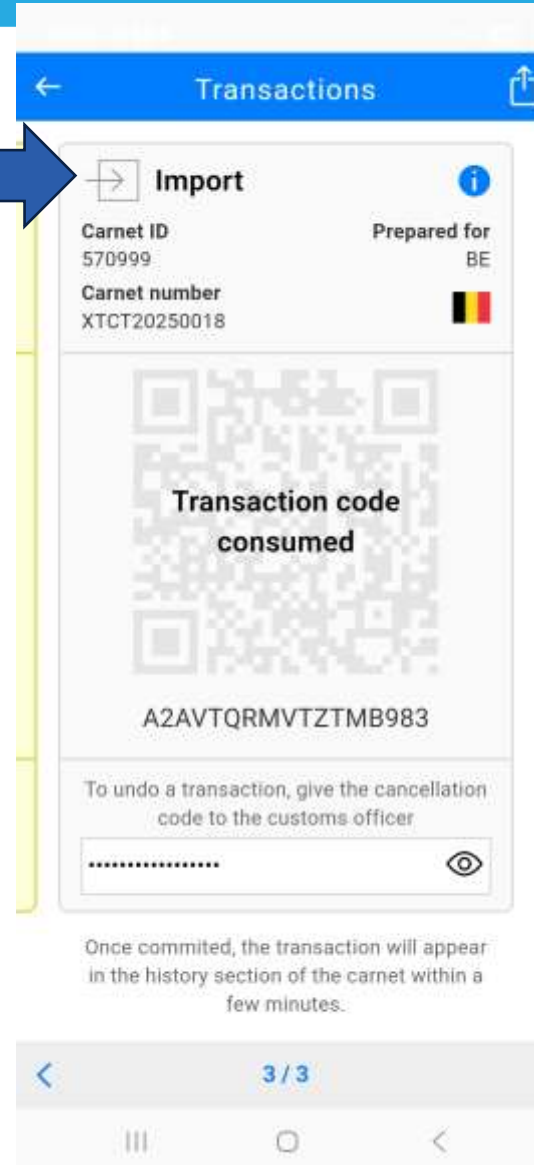
# Transfer Carnet to user

What can user do...

With shared PIN + ID	With shared voucher
Download Carnet in App/Desktop	Download voucher in App
Create, edit and delete travels	
Share vouchers	
Show QR code to customs	Show QR code to Customs

# Transfer Carnet to user

Share voucher...



# Transfer Carnet to user

Shared voucher...

## ReExportation Voucher



Carnet ID : **569250**

Carnet Nr : **XSKK20250444**


To be used in the Customs territory of  
**United Kingdom**

Transaction code :  
**BAAFLD2AFG6UCGRYT**

Cancellation : **FAAV2YAY4RAS64KE2**

Valid until : **06/08/2026**

 **Download into your wallet**

 **Download into your ATA  
Carnet wallet**

 **Print**

# QR code or predeclaration?

What should user do ?


Show QR code	Make predeclaration
“Manned” Customs desks Hand carried	“Unmanned” Customs desks Cargo
Customs ask it	Customs ask it



# QR code or predeclaration?

Predeclaration



 **ReExportation** 

Carnet ID  
569250 Prepared for  
GB

Carnet number  
XSKK20250444 

  
AAFLD2AFG6UCGRYT

Signed by: Christophe Coulie  
Signed on: 11/07/2026 07:52:22 (UTC +00:00)

To undo a transaction, give the cancellation code to the customs officer

..... 

[Share](#) [Add predeclaration](#)



# Predeclaration

16:47 71

← Predeclarations

**Transport mode**

Cargo

Pre-arrival notice

Pre-arrival notice informs customs authorities when the QR code and the goods will be presented to them for processing. This could help to get your Carnet processed quicker.

**Pre-arrival declaration**

Predeclaration allows you to share with customs authorities all the details of the transaction, including the list of goods.

Allow remote commitment

Allow remote commitment enables customs to process the transaction remotely, i.e without having to present the QR code in person. This will normally be used at locations that handle cargo or freight

**Declarant**



• Without commitment

• With commitment

16:47 71

← Predeclarations

**Transport mode**

Cargo

Pre-arrival notice

Pre-arrival notice informs customs authorities when the QR code and the goods will be presented to them for processing. This could help to get your Carnet processed quicker.

**Pre-arrival declaration**

Predeclaration allows you to share with customs authorities all the details of the transaction, including the list of goods.

**Allow remote commitment**

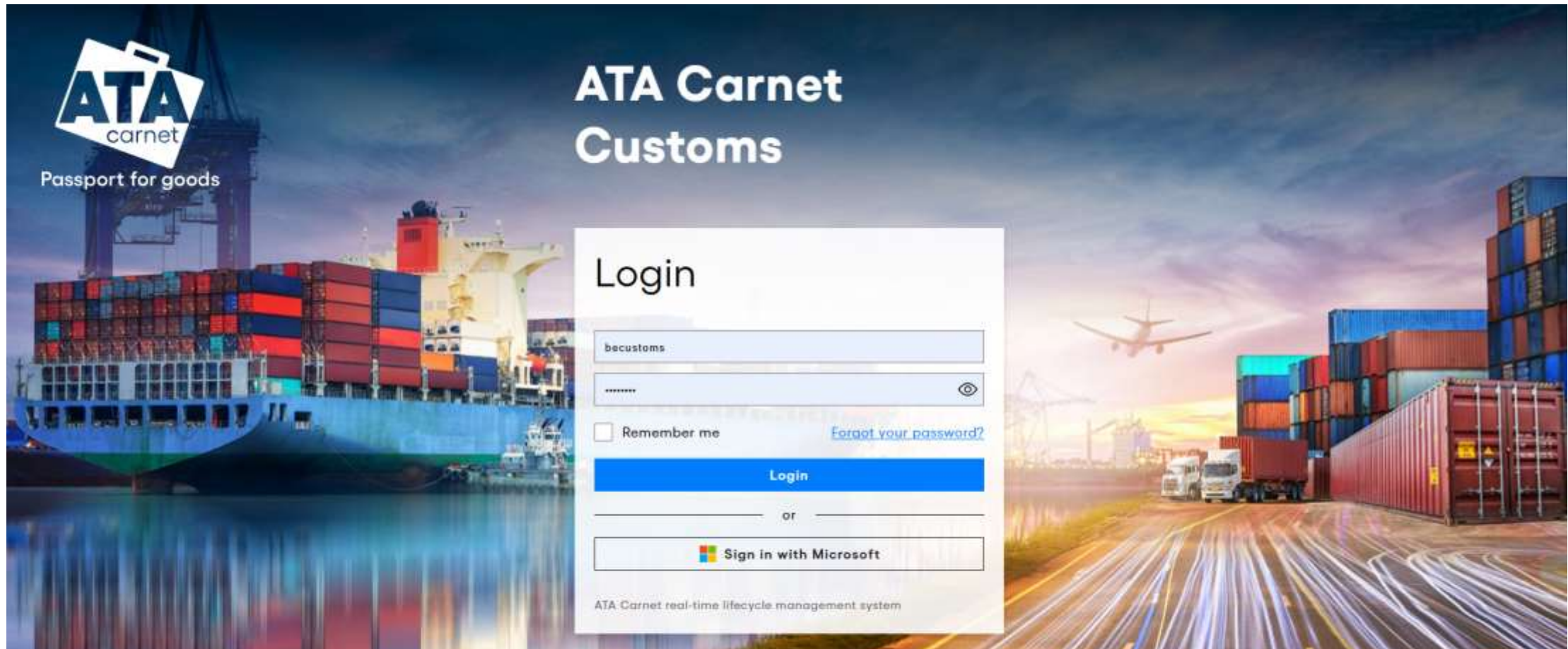
Allow remote commitment enables customs to process the transaction remotely, i.e without having to present the QR code in person. This will normally be used at locations that handle cargo or freight

**Declarant**



# eATA - Customs

# Customs portal (ACC)




The image shows a login page for the ATA Carnet Customs portal. The background is a composite image of a port at dusk, featuring a large container ship on the left, a truck on a road in the foreground, and a plane in the sky on the right. The ATA Carnet logo is in the top left corner, with the tagline 'Passport for goods'. The main heading is 'ATA Carnet Customs'. The login form is centered and includes a title 'Login', a username field with 'becustoms', a password field with a visibility toggle, a 'Remember me' checkbox, a 'Forgot your password?' link, a blue 'Login' button, an 'or' separator, and a 'Sign in with Microsoft' button. At the bottom, it identifies the system as 'ATA Carnet real-time lifecycle management system'.

**ATA**  
carnet  
Passport for goods

## ATA Carnet Customs

### Login


becustoms

\*\*\*\*\* 

Remember me [Forgot your password?](#)

Login

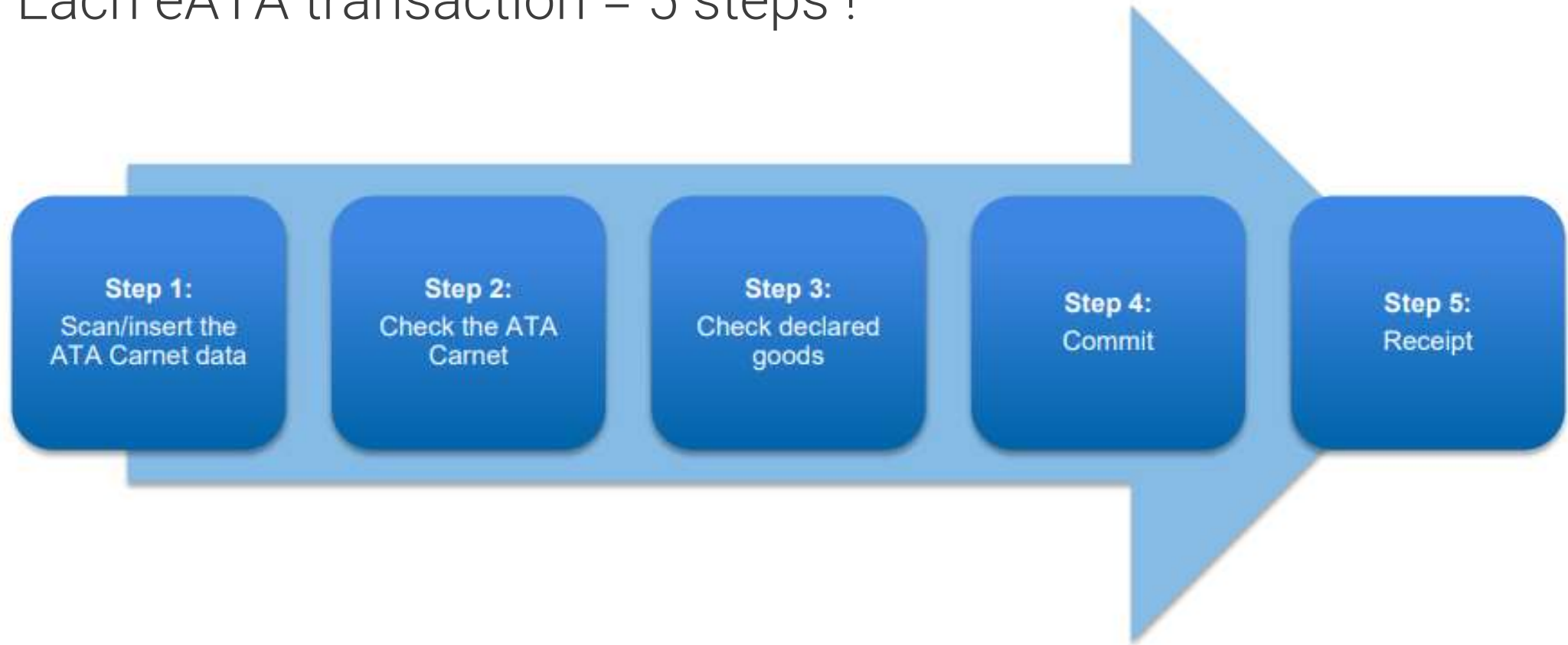
or

 Sign in with Microsoft

ATA Carnet real-time lifecycle management system

# eATA transactions

Each eATA transaction = 5 steps !



# Validation of eATA carnet

## 5 steps

- Step 1 : Scan or fill in Carnet ID number and transaction code

App Holder



ICC ATA CARNET

Search

Lieutenant Kavitch

Transactions

1 Scan 2 Check Carnet 3 Check goods 4 Commit 5 Receipt

Step 1: Scan

Scan the transaction QR code provided by the carnet holder/representative or enter manually corresponding data in the form below

Carnet ID/Number: 0001

Transaction code: NNU4CHCP4W45Y

Officer: Lieutenant Kavitch

Customs office: Szahád

Next >

Last transactions

Carnet ID	Carnet number	Type	Time	Declared goods	Declared goods as not re-exported/re-imported	Cancellation time

10 items per page No items to display

# Validation of eATA carnet

Scan :



# Validation of eATA carnet

5 steps

- Step 2 : check the ATA carnet data and validity

ICC | ATA CARNET

Search

lieutenant

1 Scan 2 Check Carnet 3 Check goods 4 Commit 5 Receipt

### Step 2: Check Carnet

Check carnet data and validity

Validation

Your country is not in the list of authorized countries for this carnet (Box P)

Holder:	Blackdot Guldenstopenpark 7 Blok A 9820 Merelbeke Merelbeke BE
Representatives:	User Testkamer fdfds 12 9900 Lovendegem Lovendegem BE
Carnet ID:	487652
Carnet number:	BET5T20250001
Type:	ATA
Issued by:	Chambre de Commerce Test BE
Valid until:	08/03/2026
Items number:	50
Total value:	EUR 1,000.00
Total weight:	
Intended use:	Fairs and exhibitions
Attachments:	C.O_print_02 2024 000008.pdf

< Previous step

Hold transaction

Next step >

# Validation of eATA carnet

- 5 steps
  - Step 3 : Check declared goods

The screenshot displays the ICC ATA CARNET web application interface. At the top, there is a blue header with the ICC logo, the text "ATA CARNET", a search bar, and a user profile for "lieutenant". Below the header is a progress bar with five steps: "Scan", "Check Carnet", "Check goods" (the current step, indicated by a blue circle with the number 3), "Commit", and "Receipt".

The main content area is titled "Step 3: Check goods" and includes the instruction "Check goods and put identification marks if required". A green banner with a checkmark icon and the word "Validation" is prominent. Below this, the carnet details are shown:

- Carnet ID: 487652
- Carnet number: BETST20250001
- Valid until: 08/03/2026

A table lists the goods being checked:

Item No.	No. of pieces	Desc. of goods	Country of origin	Value (EUR)	Weight/Volume	Unit	Identification marks
1 - 50	50	stdfsfd		1,000.00			<input type="text"/>
Total	50			1,000.00			

At the bottom of the interface, there are navigation buttons: "< Previous step", "Hold transaction" (with a hand icon), and "Next step >". A "General list" link is also visible at the bottom left.

# Validation of eATA carnet

5 steps

- Step 4: Review and commit

ICC ATA CARNET

Search

lieutenant

Scan Check Carnet Check goods Commit Receipt

**Step 4: Commit**

Review transaction information, fulfill additional fields and commit the transaction

Validation

Carnet ID: A67M52  
Carnet number: BETST20250001  
Valid until: 06/02/2030

Customs Office: Klow  
Officer: lieutenant

Goods Examined:  No  Yes

Customs reference number (optional):

Customs remarks (visible in subsequent transaction history) (optional):

Declared goods

Item No.	No. of pieces	Desc. of goods	Country of origin	Value (EUR)	Weight/Volume	Unit	Identification marks
1 - 50	50	shahid		1,000.00			
Total	50			1,000.00			

< Previous step

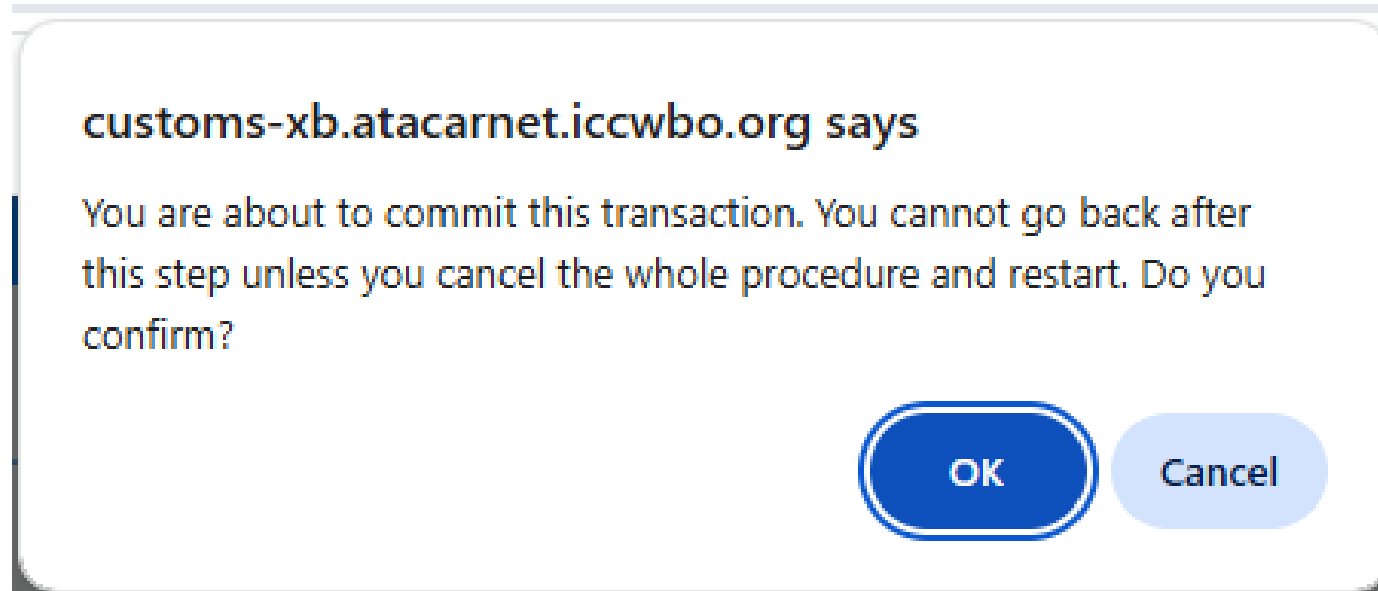
Hold transaction

Commit >

# Validation of eATA carnet

5 steps

- Step 4 : Review and commit – pop-up



# Validation of eATA carnet

5 steps

- Step 5 : Receipt (cover) + possibility to cancel

ICC ATA CARNET

Search

Notifications Help Logout

## Transactions

Scan Check Carnet Check goods Commit Receipt

### Step 5: Receipt

Receipt (voucher & counterfoil)

### Validation

Carnet ID: 48362  
Carnet number: BEYB2025001  
Valid until: 08/03/2024  
Customs Office: Kiew  
Officer: Baumann  
Verification code: ABCDSEHUREB8EY

Verification QR Code

▼ In case of disagreement, enter the cancellation code provided by holder/representative to cancel the transaction and rollover

Item No.	No. of pieces	Desc. of goods	Country of origin	Value (EUR)	Weight/Volume	Unit	Identification marks
1 - 50	50	stiftel		1,000.00			
Total	50			1,000.00			

Print receipt Transactions

# Validation of eATA carnet

5 steps

- Cancellation :
  - By Customs
  - With cancellation code from ATA app

To undo a transaction, give the cancellation code to the customs officer

.....



# Exportation transaction

5 steps

- Step 1 : Scan or fill in Carnet ID number and transaction code

App Holder



Search

Lieutenant Kavitch

## Transactions

1 Scan 2 Check Carnet 3 4 Commit 5 Receipt

**Step 1: Scan**

Scan the transaction QR code provided by the carnet holder/representative or enter manually corresponding data in the form below

Carnet ID/Number: |20001

Transaction code: PNH4CHCP4W45Y

Officer: Lieutenant Kavitch

Customs office: Szohöd

Next >

⊗ QR

^ Last transactions

Carnet ID	Carnet number	Type	Time	Declared goods	Declared goods as not re-exported/re-imported	Cancellation time

10 items per page No Items to display

# Exportation transaction

5 steps

- Step 2 : check the ATA carnet data and validity

The screenshot displays the ICC ATA CARNET web application interface. At the top, there is a blue header with the ICC logo, the text 'ATA CARNET', a search bar, and user information for 'lieutenant'. Below the header, a progress bar shows five steps: 1. Scan, 2. Check Carnet (current step), 3. Check goods, 4. Commit, and 5. Receipt. The main content area is titled 'Export' and contains a table of transaction details.

Holder	Blackdot Ouldensporenpark 7 Blok A 9820 Merelbeke Merelbeke BE
Representatives	User Testkamer fdfds 12 9900 Lovendegem Lovendegem BE
Carnet ID	487652
Carnet number	BETST20250001
Type	ATA
Issued by	Chambre de Commerce Test BE
Valid until	08/03/2026
Items number	50
Total value	EUR 1,000.00
Total weight	
Intended use	Fairs and exhibitions
Goods examined	No
Attachments	CO_print_02 2024 900008.pdf

Navigation buttons at the bottom include '< Previous step', 'Hold transaction', and 'Next step >'. A 'General list' link is visible at the bottom left.

# Exportation transaction

5 steps

- Step 3 : Check declared goods

ICC ATA CARNET

Search

Heutenant

## Transactions

Scan ✓ Check Carnet ✓ **3 Check goods** 4 Commit 5 Receipt

**Step 3: Check goods**  
Check goods and put identification marks if required

### Export

Carnet ID: 487652  
Carnet number: ESTST20250001  
Valid until: 08/01/2026

Declared goods

1-50

Item No.	No. of pieces	Desc. of goods	Country of origin	Value (EUR)	Weight/Volume	Unit	Identification marks
1-50	50	stafel		1,000.00			
Total	50			1,000.00			

Means of transport (optional): Unknown

Extra details (optional):

Packaging details (Number, Kind, Marks, etc.) (optional):

< Previous step

Hold transaction Next step >

# Exportation transaction

5 steps

- Step 4 : Review and commit

**Transactions**

Step 4: Commit

Review transaction information, fulfill additional fields and commit the transaction

**Export**

Carnet ID: 427552  
Carnet number: BET8T20250001  
Valid until: 08/03/2026

Customs Office: Klów  
Officer: lieutenant  
Final date for duty-free re-importation (optional): 08/03/2026  
Customs reference number (optional):  
Customs remarks (visible in subsequent transaction history) (optional):

Declared goods

Item No.	No. of pieces	Desc. of goods	Country of origin	Value (EUR)	Weight/Volume	Unit	Identification marks
1-50	50	stofd		1,000.00			
Total		50		1,000.00			

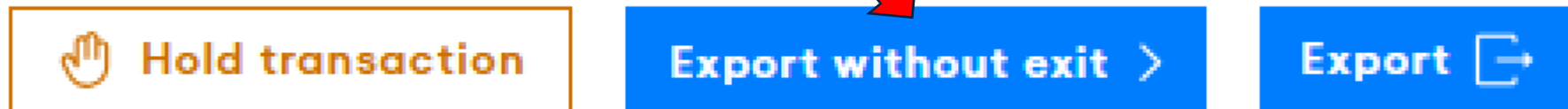
< Previous step

Hold transaction Export without seal Export

# Exportation transaction

5 steps

- Step 4 : Review and commit
- When export without exit !

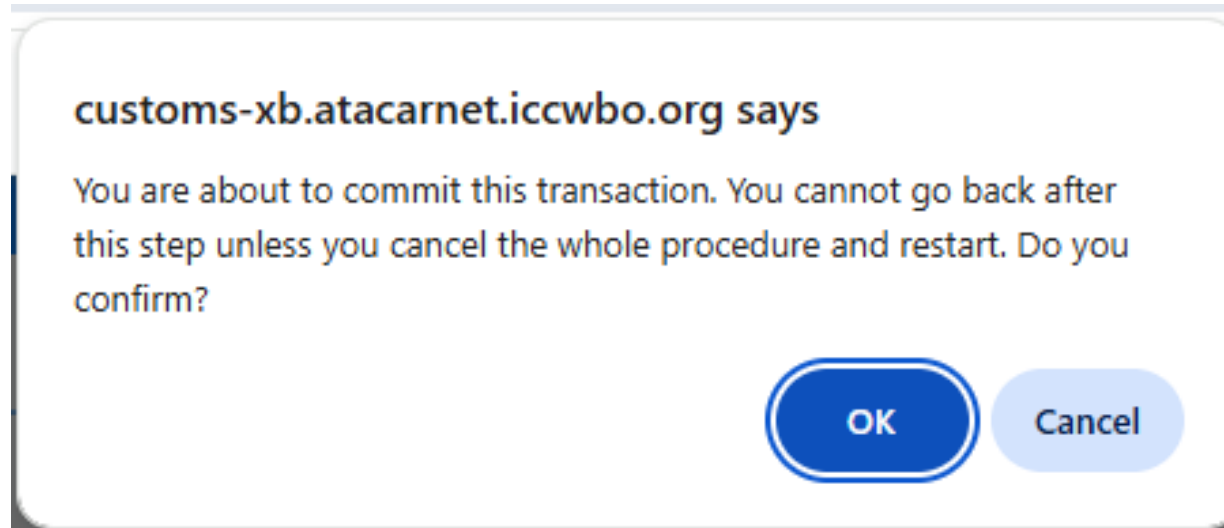


- If “Export” instead of “Export without exit : **cancel transaction !**
- If Export QR code in ATA App = grey => cancel !

# Exportation transaction

5 steps

- Step 4 : Review and commit – pop-up



# Exportation transaction

5 steps

- Step 5 : Receipt (voucher and counterfoil)

The screenshot displays the ICC ATA Carnet web interface. At the top, there is a blue header with the ICC logo, 'ATA CARNET', a search bar, and user information for 'Beutenant'. Below the header, a progress bar shows five steps: 'Scan', 'Check Carnet', 'Check goods', 'Commit', and 'Receipt', with the fifth step being active. The main content area is titled 'Step 5: Receipt' and 'Receipt (voucher & counterfoil)'. A yellow banner indicates the transaction type: 'Export without exit'. Below this, a table lists transaction details: Carnet ID (487652), Carnet number (BETST20250001), Valid until (06/03/2026), Customs Office (Klax), Office (Beutenant), and Verification code (AR6YK4LXF0G3UYS). A QR code for the Verification QR Code is also present. A note states: 'In case of disagreement, enter the cancellation code provided by holder/representative to cancel the transaction and rollover'. At the bottom, a table lists the goods being exported:

Item No.	No. of places	Desc. of goods	Country of origin	Value (EUR)	Weight/Volume	Unit	Identification marks
1 - 50	50	shytst		1,000.00			
Total		50		1,000.00			

At the bottom right, there are buttons for 'Print receipt' and 'Transactions'.

# Exit transaction

5 steps

- Step 1 : Scan or fill in Carnet ID number and transaction code

App Holder



Search

Lieutenant Kavitch

## Transactions

1 Scan 2 Check Carnet 3 4 Commit 5 Receipt

**Step 1: Scan**

Scan the transaction QR code provided by the carnet holder/representative or enter manually corresponding data in the form below

Carnet ID/Number: |20001

Transaction code: PNH4CHCP4W45Y

Officer: Lieutenant Kavitch

Customs office: Szohöd

Next >

Transaction QR code (circled in red)

^ Last transactions

Carnet ID	Carnet number	Type	Time	Declared goods	Declared goods as not re-exported/re-imported	Cancellation time

10 items per page No Items to display

# Exit transaction

5 steps

- Step 2 : check the ATA carnet data and validity

The screenshot displays the ICC ATA CARNET application interface. At the top, there is a blue header with the ICC logo, the text "ATA CARNET", a search bar, and user information for "lieutenant". Below the header, a progress bar shows five steps: 1. Scan, 2. Check Carnet (current step), 3. Check goods, 4. Commit, and 5. Receipt. The main content area is titled "Export" and contains a table of transaction details.

Holder	Blackdot Ouldensporenpark 7 Blok A 9820 Merelbeke Merelbeke BE
Representatives	User Testkamer fdids 12 9900 Lovendegem Lovendegem BE
Carnet ID	487652
Carnet number	BETST20250001
Type	ATA
Issued by	Chambre de Commerce Test BE
Valid until	08/03/2026
Items number	50
Total value	EUR 1,000.00
Total weight	
Intended use	Fairs and exhibitions
Goods examined	No
Attachments	CO_print_02 2024 900008.pdf

Navigation buttons at the bottom include: < Previous step, Hold transaction, and Next step >. A "General list" link is visible at the bottom left.

# Exit transaction

5 steps

- Step 3: Check declared goods

ICC ATA CARNET

Search

Heutenant

## Transactions

Scan ✓ Check Carnet ✓ **3 Check goods** 4 Commit 5 Receipt

**Step 3: Check goods**  
Check goods and put identification marks if required

**Export**

Carnet ID: 487652  
Carnet number: ESTST20250001  
Valid until: 08/01/2026

Declared goods

1-50

Item No.	No. of pieces	Desc. of goods	Country of origin	Value (EUR)	Weight/Volume	Unit	Identification marks
1-50	50	stafel		1,000.00			
Total	50			1,000.00			

Means of transport (optional): Unknown

Extra details (optional):

Packaging details (Number, Kind, Marks, etc.) (optional):

< Previous step

Hold transaction Next step >

# Exit transaction

5 steps

- Step 4: Review and commit

The screenshot displays the ICC ATA Carnet web interface. At the top, there is a blue header with the ICC logo, 'ATA CARNET', a search bar, and user information for 'lieutenant'. Below the header, a progress bar shows five steps: 'Scan', 'Check Carnet', 'Check goods', 'Commit', and 'Receipt'. The 'Commit' step is currently active and highlighted with a blue circle and a checkmark. Below the progress bar, the text 'Step 4: Commit' is followed by the instruction 'Review transaction information, fulfill additional fields and commit the transaction'. A yellow 'Export' button is visible. The main form area contains the following fields:

- Carnet ID: 487452
- Carnet number: BETST20250001
- Valid until: 08/03/2026
- Customs Office: Kiew
- Officer: lieutenant
- Final date for duty-free re-impotation (optional): 08/03/2026
- Customs reference number (optional): [empty field]
- Customs remarks (visible in subsequent transaction history) (optional): [empty text area]

Below these fields is a table for 'Declared goods':

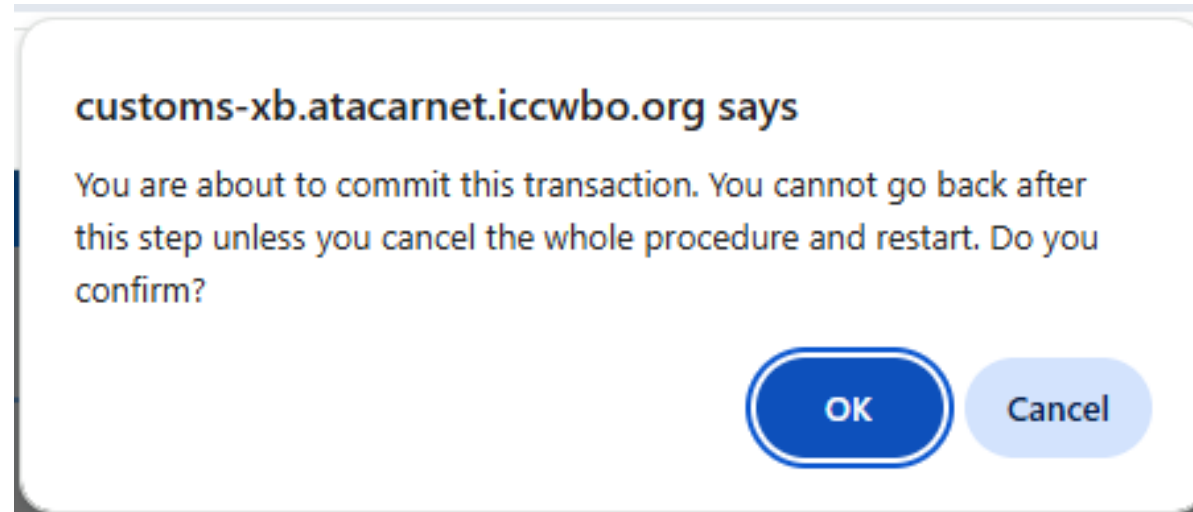
Item No.	No. of pieces	Desc. of goods	Country of origin	Value (EUR)	Weight/Volume	Unit	Identification marks
1-50	60	sfdsl		1,000.00			
Total		60		1,000.00			

At the bottom of the page, there are two buttons: '< Previous step' and 'Hold transaction' (with a refresh icon), and a blue 'Exit >' button.

# Exit transaction

5 steps

- Step 4 : Review and commit – pop-up



# Exit transaction

5 steps

- Step 5 : Receipt (voucher and counterfoil)

The screenshot displays the ICC ATA Carnet system interface. At the top, there is a blue header with the ICC logo, 'ATA CARNET', a search bar, and user information for 'lieutenant'. Below the header, a progress bar shows five steps: 'Scan', 'Check Carnet', 'Check goods', 'Commit', and 'Receipt', with 'Receipt' being the active step. The main content area is titled 'Export' and contains the following details:

- Carnet ID: 487452
- Carnet number: BETST20250001
- Valid until: 06/03/2024
- Customs Office: Klów
- Office: lieutenant
- Verification code: AZ7Y378NLF5MUCL

A QR code for 'Verification QR Code' is displayed on the right. Below the details, there is a note: 'In case of disagreement, enter the cancellation code provided by holder/representative to cancel the transaction and rollover'. At the bottom, a table shows the transaction details:

Item No.	No. of pieces	Desc. of goods	Country of origin	Value (EUR)	Weight/Volume	Unit	Identification marks
	1 - 50	50 etabls		1,000.00			
Total		50		1,000.00			

# Importation transaction

5 steps

- Step 1 : Scan or fill in Carnet ID number and transaction code

App Holder



The screenshot shows a web interface for 'ATA CARNET' transactions. The header includes the ICC logo, a search bar, and the user name 'Lieutenant Kavitch'. The main heading is 'Transactions', followed by a progress bar with five steps: 1. Scan, 2. Check Carnet, 3. Check goods, 4. Commit, and 5. Receipt. The current step is 'Step 1: Scan', with instructions to scan the QR code or enter data manually. The form contains the following fields: Carnet ID/Number (120001), Transaction code (PNH4CHCP&W45Y), Officer (Lieutenant Kavitch), and Customs office (Szohöd). A 'Next >' button is at the bottom right. Below the form is a section for 'Last transactions' with a table header: Carnet ID, Carnet number, Type, Time, Declared goods, Declared goods as not re-exported/re-imported, and Cancellation time. The table currently shows 'No items to display'.

Same screen for an importation on Belgian side

# Importation transaction

5 steps

- Step 2 : check the ATA carnet data and validity

The screenshot displays the ICC ATA CARNET web application interface. At the top, there is a blue header with the ICC logo and 'ATA CARNET' text. A search bar is located in the center of the header, and a 'Sign Out' button is on the right. Below the header, a progress bar shows five steps: 1. Scan, 2. Check Carnet (highlighted in blue), 3. Check goods, 4. Commit, and 5. Receipt. The main content area is titled 'Step 2: Check Carnet' and includes the instruction 'Check carnet data and validity'. Below this, there is an 'Importation' section with a form containing the following details:

- Holder: ABC Group Ltd Las Vegas Strip Las Vegas US
- Carnet ID: ST0099
- Carnet number: XTCT120256018
- Type: ATA
- Issued by: Cámara de Comercio de San Theodore Los Dapines XT
- Valid until: 11/06/2026 (highlighted in green)
- Items number: 011
- Total value: USD 1,100.00
- Total weight: kg 1,100.00
- Intended use: Trade and exhibitions

At the bottom of the form, there are buttons for '< Previous step' and 'Hold transaction', and a blue 'Next step >' button. Below the form, there is a 'General list' section and a 'History' table.

Type	Date	Customs territory	Customs office	Declared goods	Declared goods as non re-exportable-imported	Customs remarks (visible in subsequent transaction history)	Holder remarks	Final date for duty-free re-export/import or production to customs	Cancellation date
Re-exportation	03/06/2025 11:57	Lithuania (European Union)	Klaipė	1.011					
Importation	12/06/2025 11:44	Lithuania (European Union)	Klaipė	1.011				11/06/2026	

At the bottom, there is a note: 'This carnet may be used in the following countries/customs territories under the guarantee of the national guaranteeing associations (Box P)'

# Importation transaction

5 steps

- Step 3 : Check declared goods

ICC ATA CARNET

Transactions

Step 3: Check goods

Check goods and put identification marks if required

Importation

Carnet ID: 370000  
Carnet number: K10720250008  
Web url: 11/08/2025

Declared goods

1.111

Item No.	No. of pieces	Desc. of goods	Country of origin	Value (EUR)	Weight/Volume	Unit	Identification marks
1. 01	10	Good 1	CH	1000.00		1.00 g	<input type="text"/>
1. 10	100	Good 2	FR	100.00		100.00 kg	<input type="text"/>
1.11	1	Good 3	DE	900.00		1.00 l	<input type="text"/>
Total				1,000.00			

Goods are intended to be used/transported at:

Means of transport (optional):

Extra details (optional):

Packaging details (Number, Kind, Marks, etc.) (optional):

Previous step | Hold transaction | Next step

# Importation transaction

5 steps

- Step 4: Review and commit

The screenshot displays the ICC ATA Carnet web interface. At the top, there is a blue header with the ICC logo and 'ATA CARNET' text. A search bar is located to the right of the header. In the top right corner, there are icons for a bell, a question mark, and a user profile labeled 'Reutenant'.

The main content area is titled 'Transactions' and features a progress bar with five steps: 1. Scan, 2. Check Carnet, 3. Check goods, 4. Commit (highlighted with a blue circle), and 5. Receipt.

Below the progress bar, the section is titled 'Step 4: Commit' with the instruction: 'Review transaction information, fulfill additional fields and commit the transaction'.

The 'Importation' section contains the following fields:

- Carnet ID: 570009
- Carnet number: KTCT20250018
- Valid until: 11/08/2026
- Customs Office: Klow
- Officer: Reutenant
- Final date for duty-free re-transportation: 11/08/2026
- Customs reference number (optional): [empty field]
- Customs remarks (visible in subsequent transaction history) (optional): [empty text area]

The 'Declared goods' section contains a table with the following data:

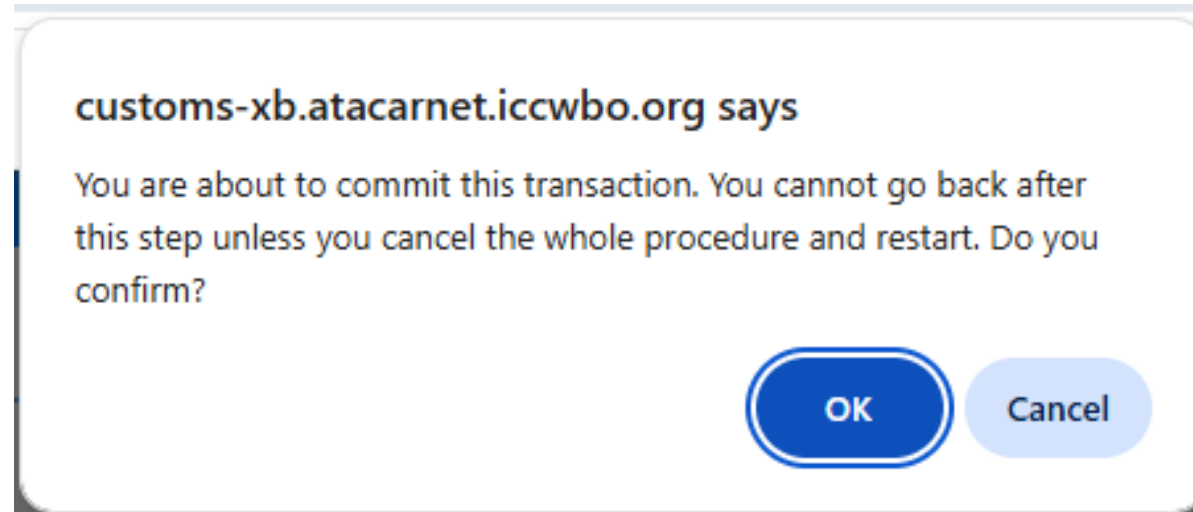
Item No.	No. of pieces	Desc. of goods	Country of origin	Value (USD)	Weight/Volume	Unit	Identification marks
I - 10	10	Good 1	CH		1.020.00	1.00 g	
II - 100	100	Good 2	FR		100.00	100.00 kg	
III	1	Good 3	DE		500.00	1.00 t	
Total	III				1.620.00		

At the bottom of the interface, there is a 'Previous step' button on the left and 'Hold transaction' and 'Commit' buttons on the right.

# Importation transaction

5 steps

- Step 4 : Review and commit – pop-up



# Importation transaction

5 steps

- Step 5 : Receipt (voucher and counterfoil)

ICC ATA CARNET

Transactions

Step 5: Receipt  
Receipt (voucher & counterfoil)

Importation

Carnet ID: 170000  
Carnet number: XTCT0000000000  
Visit date: 21/08/2024  
Customs Office: Kluw  
Office: Rotterdam  
Verification code: AGLN0000000000

View/Scan QR Code

In case of disagreement, enter the cancellation code provided by holder/representative to cancel the transaction and rollover

Item No.	No. of pieces	Desc. of goods	Country of origin	Value (USD)	Weight/Volume	Unit	Identification marks
1 - 10	10	Good 1	CH	100.00	100.00	kg	
11 - 10	10	Good 2	FR	50.00	50.00	kg	
111	1	Good 3	DE	50.00	1.00	t	
Total		111		150.00			

Print receipt Transactions

# ReExportation transaction

5 steps

- Step 1 : Scan or fill in Carnet ID number and transaction code

App Holder



BAA5FLKRAX3UG9HAR

ICC ATA CARNET Search Lieutenant Kavitch

## Transactions

1 Scan 2 Check Carnet 3 Check goods 4 Commit 5 Receipt

**Step 1: Scan**  
Scan the transaction QR code provided by the carnet holder/representative or enter manually corresponding data in the form below

Carnet ID/Number: |20001  
Transaction code: PNH4CHCP4W45Y  
Officer: Lieutenant Kavitch  
Customs office: Szohöd

Next >

^ Last transactions

Carnet ID	Carnet number	Type	Time	Declared goods	Declared goods as not re-exported/re-imported	Cancellation time

10 items per page No items to display

# ReExportation transaction

5 steps

- Step 2 : check the ATA carnet data and validity

The screenshot displays the ICC ATA CARNET web application interface. At the top, there is a blue header with the ICC logo, 'ATA CARNET' text, a search bar, and a user profile for 'lieutenant'. Below the header, a progress bar shows five steps: 1. Scan (checked), 2. Check Carnet (highlighted), 3. Check goods, 4. Commit, and 5. Receipt. The main content area is titled 'Step 2: Check Carnet' with the instruction 'Check carnet data and validity'. Below this, a 'ReExportation' section provides details for a specific transaction:

- Holder: ABC Group Ltd Las Vegas Strip Las Vegas US
- Carnet ID: 570999
- Carnet number: XTCT2025001E
- Type: ATA
- Issued by: Cámara de Comercio de San Theodoros Las Dopices XT
- Valid until: 11/06/2026
- Items number: 111
- Total value: USD 1,420.00
- Total weight: kg 1,100.00
- Intended use: Fairs and exhibitions
- Goods Examined: (empty field)

Navigation buttons include '< Previous step', 'Hold transaction', and 'Next step >'. Below the details, there are sections for 'General list' and 'History'. The 'History' section contains a table with the following data:

Type	Time	Customs territory	Customs office	Declared goods	Declared goods as not re-exported/its-imported	Customs remarks (visible in subsequent transaction history)	Holder remarks	Final date for duty-free re-export/its-import or production to customs	Cancellation time
Importation	12/06/2025 11:46	Sydravis (European Union)	Klow	1-111				11/06/2026	

# ReExportation transaction

5 steps

- Step 3 : Check declared goods

ICCC ATA CARNET

Transactions

Step 3: Check goods

Check goods and put identification marks if required

### ReExportation

Control ID: **12099**  
Control number: **XN07288888**  
Mark used: **02/2020/20**

Declared goods

1/11

Item No.	No. of pieces	Desc. of goods	Country of origin	Value (USD)	Weight/Volume	Unit	Identification marks
1 - 10	10	10 Good 1	OK		1,000.00	1.00 g	<input type="text"/>
11 - 10	10	10 Good 2	FR	80.00	80.00 kg		<input type="text"/>
10	10	10 Good 3	DE	100.00	1.00 t		<input type="text"/>
Total				1,080.00			

Declared goods that will NOT be re-exported / re-imported (divert to home use)

1/1, 1/1-10

Item No.	No. of pieces	Desc. of goods	Country of origin	Value (USD)	Weight/Volume	Unit	Identification marks
Total				0.00			

In support of this declaration, annexed the following documents (optional)

Means of transport (optional):

Enter details (optional):

Packaging details (Number, Content, Marks, etc.) (optional):

# ReExportation transaction

- Step 3 : Check declared goods – zoom in

^ Declared goods that will NOT be re-exported / re-imported (divert to home use)

1-2,5,7,8-10

Item No.	No. of pieces	Desc. of goods
Total	0	

In support of this declaration,  
present the following documents  
(optional)

Means of transport (optional)

Air

Extra details (optional)

Packaging details (Number, Kind,  
Marks, etc.)  
(optional)

< Previous step

# ReExportation transaction

5 steps

- Step 4: Review and commit

**Transactions**

Step 4: Commit

Review transaction information, fulfill additional fields and commit the transaction.

### ReExportation

Document ID: 8101234567890  
Document Number: 8101234567890  
Last edit: 2023-10-27 10:00:00

Customs Office: New  
Officer: Eastmont

Active status in respect of goods produced but not re-exported: (optional)

Active status in respect of goods NOT produced and NOT intended for later re-exportation: (optional)

Customs reference number: (optional)

Customs remarks (visible in subsequent transaction history): (optional)

Item No.	No. of pieces	Desc. of goods	Country of origin	Value (USD)	Weight/Volume	Unit	Additional info
1-10	10	Item 1	DE	100.00	100.00	kg	
11-100	90	Item 2	FR	900.00	900.00	kg	
101	1	Item 3	US	100.00	100.00	kg	
<b>Total</b>	<b>101</b>	<b>Item</b>		<b>1,100.00</b>			

Item No.	No. of pieces	Desc. of goods	Country of origin	Value (USD)	Weight/Volume	Unit	Additional info
<b>Total</b>	<b>0</b>			<b>0.00</b>			

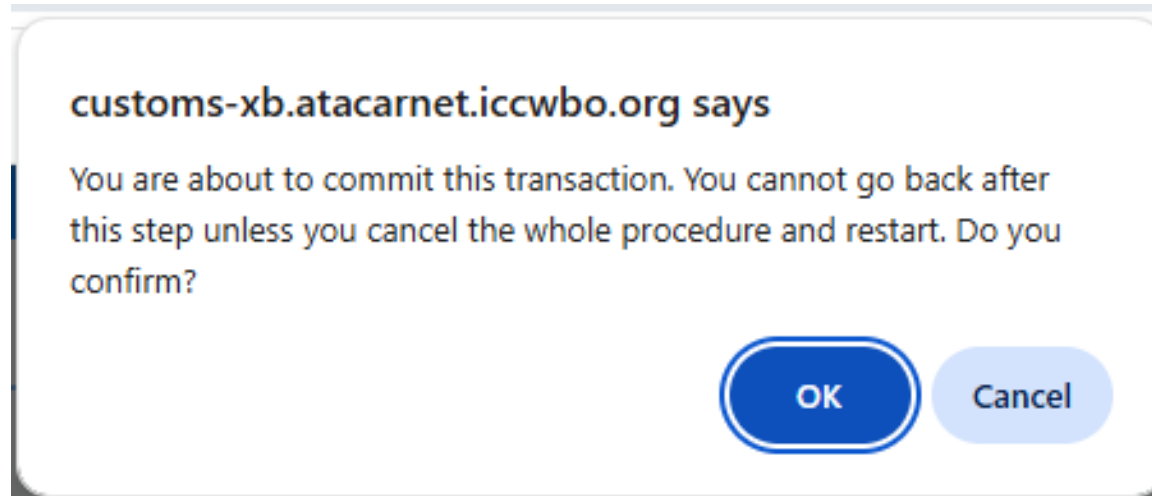
[Previous step](#) [Field instructions](#) [Commit](#)

General list  
History

# ReExportation transaction

5 steps

- Step 4 : Review and commit – pop-up



# ReExportation transaction

5 steps

- Step 5 : Receipt (voucher and counterfoil)

The screenshot displays the ICC ATA Carnet system interface. At the top, there is a blue header with the ICC logo and 'ATA CARNET' text. Below the header, a progress bar shows five steps: Scan, Check Carnet, Check goods, Commit, and Receipt. The 'Receipt' step is currently active and highlighted in blue. Below the progress bar, the text 'Step 5: Receipt' is displayed, followed by 'Receipt (voucher & counterfoil)'. The main content area is titled 'ReExportation' and contains a form with the following fields:

- Carnet ID: 070998
- Carnet number: XTCT20250018
- Valid until: 11/06/2025
- Customs Office: Kijow
- Office: Tuzemant
- Verification code: AHEDYSINU/WXPAJF

To the right of the form is a QR code labeled 'Verification QR Code'. Below the form, there is a note: 'In case of disagreement, enter the cancellation code provided by holder/representative to cancel the transaction and rollover'. Below this note are two tables showing item details.

Item No.	No. of pieces	Desc. of goods	Country of origin	Value (USD)	Weight/Volume	Unit	Identification marks
1 - 10		01 - Good 1	CH		1,000.00	1.00 g	
11 - 100		100 - Good 2	FR		300.00	300.00 kg	
111		1 - Good 3	DE		100.00	1.00 t	
Total		111			1,400.00		

Item No.	No. of pieces	Desc. of goods	Country of origin	Value (USD)	Weight/Volume	Unit	Identification marks
Total		0			0.00		

At the bottom right of the interface, there are two buttons: 'Print receipt' and 'Transactions'.

# ReImportation transaction

Idem 5 steps



# eATA Carnets follow-up

icc ATA CARNET Search XS Customs Admin

Refresh Export list Export transactions By status: All By type: All Search

## Carnets

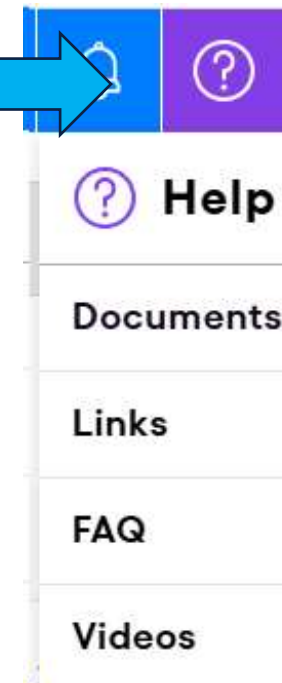
Type	Time ↓	Cleared goods	Final date for reexportation	Final date for duty-free re-importation	Customs territory	Customs office	Customs reference number	
Reimportation	13/03/2025 11:30	1-7			Syldavie (European Union)	Klow		Print receipt Details
ReExportation	13/03/2025 11:25	1-7			Bordurie	Szhöd		Print receipt Details
Importation	13/03/2025 11:23	1-7	11/08/2025		Bordurie	Szhöd		Print receipt Details
Export	13/03/2025 11:17	1-7		11/08/2025	Syldavie (European Union)	Klow		Print receipt Details
Export without exit	13/03/2025 11:17	1-7		11/08/2025	Syldavie (European Union)	Klow		Print receipt Details
Validation	13/03/2025 11:14	1-7			Syldavie (European Union)	Klow		Print receipt Details

Terminated 475110 XSJK20250171 ATA Original XS 11/02/2025 11/08/2025 52 000.00 EUR

1 2 3 4 5 6 7 8 9 10 ... 20 Items per page 1 - 20 of 335 items

# eATA Support

1. Check support in App/Desktop
2. Check with issuing Chamber
3. Support Portal  
<https://support.atacarnet.iccwbo.org>
4. Email  
[atacarnet-support@iccwbo.org](mailto:atacarnet-support@iccwbo.org)
5. Telephone  
+41 58 440 1510



The telephone channel is intended primarily for **urgent or operationally critical issues**, particularly those with legal or system-wide impact.



**Belgian**  **Chambers**

Federation of Belgian Chambers of Commerce

**THANK YOU!**



**ICC**  
World Chambers  
Federation 